




Goal Kit

4+

Completing this kit requires four high quality pool noodles with a 25mm hole, 70mm outside diameter and 1500mm length. Major retailers stock suitable quality brands.

Carefully cut the four pool noodles into the lengths in millimetres. Quality pool noodles are 1500mm long but vary a little, so be as close as you can be with lengths.



Insert the screws into the end of the noodles using the spanner.


(See www.nooconz.com.au for video of screwing in barbs)



The screw barbs and modules click together by just lining them up and pressing together.




Assemble the left and right hand sides of the goals taking care with the orientation of the connection modules and lengths of the noodle pieces. Just twist the noodle to line up the connections.



Join the two ends together with a 900mm long piece to stand them up.



Complete the Goal by connecting the other 900mm pieces to the ends.



Have lots of fun with games in the pool with the perfect goal!!



Other kits available for purchase - Horsey kit



Basket Ball Hoop kit



WARNING : Aquatic toys are not life-saving devices and should only be used in shallow water and under supervision

Ensure the long pieces have the safety warning clearly readable

Register at www.nooconz.com.au to keep updated

Patent Pending

nooconz®

PG-001i